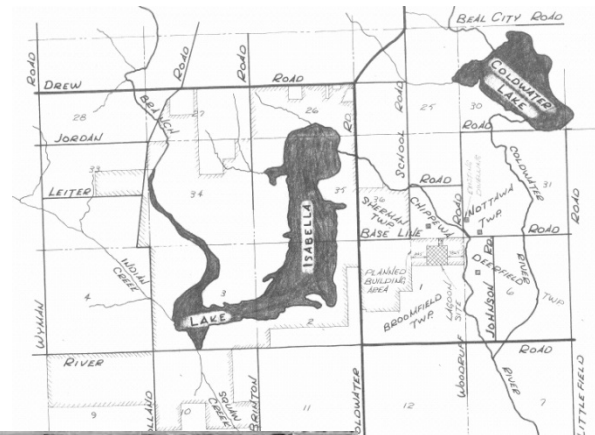
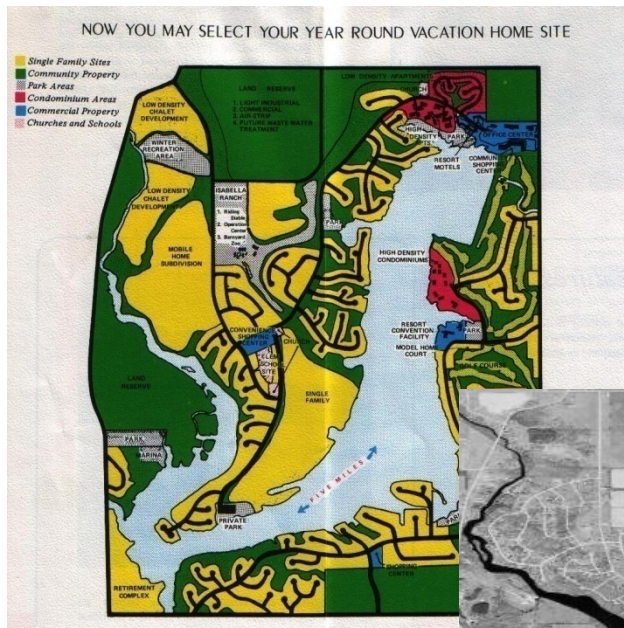




Village of Lake Isabella

2010 MASTER PLAN

SURVEY RESULTS



Summary

As part of updating the Village's Master Plan, the Village invited members of the community to participate in a survey to assist in the long range planning process. This survey was a first for the community, being done entirely online. Prior to launching the survey, the Village mailed postcard notices to all property owners with a short summary of the purpose of the survey, and a link where the survey could be found.

The survey was online from Friday, January 29th until Monday, March 1st. Nearly 400 members of the community completed the survey. With just under 1,600 property owners and residents, this resulted in a margin of error of 4.3%.

The 43 question survey also provided community members the ability to share their views and desires on three open ended questions. For questions that ask for a rating of Excellent to Poor, numerical values have been assigned to show where the average response falls. The scale for such questions is:

Excellent = 4 pts Good = 3 pts Fair = 2 pts Poor = 1 pt

In formulating the average score for these questions, those who responded "Don't Know" were excluded. This is why if you add up the percentages shown in the chart of these questions, you will not get 100%.

Section 1 – Demographics

1. How many years have you lived at Lake Isabella?

Less than 2 years	4.7%
2-5 years	12.7%
6-10 years	22.3%
11-15 years	11.2%
15+ years	21.6%
I do not live at Lake Isabella	27.5%

2. How many years have you lived in Isabella County?

Less than 2 years	2.3%
2-5 years	7.3%
6-10 years	15.0%
11-15 years	8.3%
15+ years	42.5%
I do not live at Lake Isabella	24.6%

3. Do you own or rent your home at Lake Isabella?

Own	79.9%
Rent	0.5%
Neither, my property is vacant	19.6%

4. Do you have internet access at your location at Lake Isabella?

No	42.6%
Yes	57.4%

5. Do you have children under the age of 17 living in your household?

No	79.8%
Yes	20.2%

6. Are any members of your household age 65 or older?

No	62.5%
Yes	37.5%

7. Are you a registered voter in the Village of Lake Isabella?

No	43.1%
Yes	56.9%

Section 2 – Community Involvement & Recreation

- 1. In the past year, how many times have you, or other members of your household participated in these activities in and around Lake Isabella?**

Activity	Never	1-2	3-5	6-10	10+
Attended a Village or LIPOA meeting	59.3%	22.9%	8.0%	4.8%	5.1%
Visited one of the parks	12.7%	19.5%	17.4%	12.7%	37.7%
Visited the Village website	21.5%	29.3%	20.2%	12.5%	16.5%
Visited the Weidman Library	64.0%	14.9%	4.3%	7.5%	9.3%
Hosted a garage sale	65.1%	26.5%	5.1%	1.6%	1.6%
Attended a neighborhood gathering	45.5%	27.6%	13.2%	6.6%	7.1%
Played golf	47.6%	13.9%	5.9%	7.8%	24.9%
Went swimming/boating/fishing	15.5%	9.6%	7.8%	6.1%	61.0%

- 2. In 2009 did you, or other members of your household, participate in any of the following events at Lake Isabella?**

Activity	No	Yes
Attended the LIPOA Annual Picnic	72.3%	27.7%
Watched the 4 th of July Fireworks	25.5%	74.5%
Participated in the 5k run	90.3%	9.7%

- 3. Do you favor the creation of any of the following types of community recreation programs, events, or activities?**

Activity	No	Yes	Don't Know
Slo-pitch Softball	41.8%	32.6%	25.6%
Summer Concerts	17.6%	70.9%	11.5%
Walking Clubs	28.6%	56.2%	15.1%
Basketball Courts	42.4%	39.1%	18.5%
Card Tournaments	33.3%	45.8%	20.9%
Playgrounds	24.7%	64.0%	11.3%
Skateboard Park	62.3%	15.8%	21.9%
Outdoor Ice Skating Rink	28.1%	54.6%	17.3%

- 4. If there are other community activities or events you would like to see created, please share that here:**

- Running Clubs
- Reopen swimming pool
- Dog park
- It would be nice since we are a Village to have some kind of small yearly celebration of our little city. (example: Weidman has Weidman Days) I have watched our small community grow, but have not seen much in community unity that promotes more pride in where you live.
- bicycle path around lake to connect east and west
- Bike trails

- Tennis program and tournaments
- Ways of getting to know your neighbors. Maybe a potluck with ice-breaker games. Maybe bring copies of a picture of you/your family in front of your house with address and names on the back.
- Village to own the Golf Course
- Support of the campground
- Dirt Bike Trails
- I think it would be really neat to hook up seniors with the younger kids to teach them fly fishing, knitting or any other hobby.
- Gymnastics... Or a community center that offers different programs for kids. People will pay for classes.
- Dog park
- A horse shoe pit or two and stakes in ever park.
- Nature trails
- Dirt Bike/ORV Trails
- Sand volleyball league
- Ice Skating
- Golf events
- Fishing tournaments, soccer fields, firearm/archery range
- Tennis tournament
- 3 on 3 basketball tournament
- Horseshoe tournament
- Dances
- Horseshoes
- biking and trails around the lake
- Recreation building--expand or build a recreation bldg where people can meet to socialize, play cards, pool tables, playground, children activities, bus going to the casino and horse track, swimming pool ? , etc.
- 4th of July boat parade
- Deer hunting in parks
- Horseshoe tournaments
- Would love to see activities for adults in the winter, similar to things they do at Canadian Lakes
- Winter festival, summer party and concert. Make it legal to drive golf carts around the lake, build a path or bridge so when you live on the west side you can drive golf carts to the golf course and visit friends on the other side of the lake.
- More community based projects that residents could volunteer their time and skills to. Community builders. There are a lot of talented individuals in our village. It would be nice to see them come together. Also, a "take a kid fishing/swimming/boating" day would be cool. Residents could partner with the local Big Brothers Big Sisters Organization to host matched and unmatched children. I have connections to the organization if you are interested.
- Bike/walking paths
- Bowling League
- Winter festival

- Swimming pool
- Bike paths
- Horseshoe league
- Golf outings
- Exercise room
- Bingo
- Biking and walking trails
- trail around the lake for walking or riding bicycles, fishing tournaments, sledding or snowboarding hill
- Pot lucks
- Indoor pool and walking paths
- Ice fishing tournament
- Water aerobics
- Water safety and Boating class
- Boat Parade
- Exercise club
- Village/LIPOA community building with meeting area, recreation/workout and pool for exercising. Big enough to host wedding receptions, parties etc...
- Storage area auction for old and unwanted items
- I think a day set aside to clean up the sides of the streets around the village, (litter, over grown grass, etc) would improve the appearance of our village.
- I would like to see more events planned for the LIPOA office building. Bingo, Scrapbooking, Scavenger Hunt, Road Rally etc.
- Walking/bike paths
- swimming pool, bike club, volleyball court, horse shoe pit, dog friendly park/beach

5. Please indicate how you feel about the following statements:

Statement	Strongly Agree	Agree	Neutral	Disagree	Strongly Disagree
There needs to be more activities for children 12 & younger at Lake Isabella.	13.4%	24.4%	49.6%	8.0%	4.6%
			✘		
There needs to be more activities for teenagers at Lake Isabella.	14.0%	26.3%	46.8%	8.1%	4.8%
			✘		
There needs to be more activities for families at Lake Isabella.	15.0%	35.4%	39.7%	6.7%	3.2%
			✘		
There needs to be more activities for retired persons living at Lake Isabella.	20.6%	30.5%	40.1%	5.1%	3.7%
			✘		

Section 3 – Evaluation of Services

1. Please rate the quality of each of the following services at Lake Isabella:

Service	Avg. Rating	Excellent	Good	Fair	Poor	Don't Know
		4 pts	3 pts	2 pts	1 pt	-
Code Enforcement	2.23	7.9%	30.7%	22.6%	15.5%	23.4%
Planning & Zoning	2.44	6.3%	29.7%	26.7%	10.4%	27.0%
Public Schools	2.74	6.9%	28.6%	13.5%	3.6%	47.5%
Youth Activities	1.79	0.5%	6.3%	20.5%	16.2%	56.4%
Cable TV (Non-Satellite)	1.70	1.6%	9.8%	19.1%	31.9%	37.6%
Village Website	2.98	15.4%	48.4%	13.7%	1.6%	20.9%
High Speed Internet	2.09	3.5%	18.3%	12.3%	20.4%	45.5%
Paved Streets	3.15	29.5%	50.4%	11.9%	1.9%	6.2%
Police Services	2.52	8.4%	32.4%	18.5%	12.0%	28.6%
Fire Services	3.01	14.8%	37.3%	9.3%	2.2%	36.4%
Ambulance/EMS Service	3.00	14.8%	35.2%	9.8%	2.2%	38.0%
Snow Removal	3.15	31.3%	33.4%	11.4%	3.8%	20.1%
Curbside Recycling	3.24	26.8%	33.9%	6.2%	1.9%	31.2%
Trash Collection	3.15	24.3%	34.4%	8.5%	2.7%	30.1%
Waterfront Parks	2.91	20.0%	46.9%	16.7%	5.8%	10.6%
Recreation Programs	2.03	2.0%	13.2%	22.1%	15.4%	47.3%
Non-Waterfront Parks	2.41	4.5%	26.7%	25.6%	8.7%	34.6%
Storm Water Drainage	2.76	5.9%	38.8%	13.1%	3.6%	38.5%
Drinking Water Quality	2.85	21.0%	41.1%	14.4%	6.8%	16.6%

2. Overall, how would you rate the quality of the services provided by each of the following

Organization	Avg. Rating	Excellent	Good	Fair	Poor	Don't Know
		4 pts	3 pts	2 pts	1 pt	-
Village of Lake Isabella	2.75	14.4%	44.8%	19.6%	8.3%	13.0%
LIPOA	2.67	13.2%	45.7%	19.3%	11.8%	9.9%
Local Township	2.47	4.4%	35.3%	24.2%	9.7%	26.4%
Isabella County	2.58	5.2%	40.6%	24.6%	6.6%	22.9%
State of Michigan	2.17	3.3%	24.3%	34.3%	17.7%	20.4%

3. Please indicate how likely or unlikely you are to do each of the following:

	Very Likely	Somewhat Likely	Not Sure	Somewhat unlikely	Very unlikely
Recommend living at Lake Isabella to somebody who asks	47.4%	27.9%	11.0%	7.4%	6.3%
Remain a resident of Lake Isabella for the next 5 years	53.7%	15.0%	18.6%	4.4%	8.3%

4. Please rate to what degree you agree or disagree with each of the following statements:

Statement:	Strongly Agree	Agree	Neutral	Disagree	Strongly Disagree
I receive good value for the Village of Lake Isabella property taxes I pay.	11.7%	31.7%	27.6%	16.1%	12.8%
			✗		
I am pleased with the overall direction that the Village is taking.	9.5%	36.0%	32.4%	12.0%	10.1%
			✗		
The Village of Lake Isabella welcomes citizen involvement.	9.6%	34.3%	39.0%	9.3%	7.7%
			✗		
The Village of Lake Isabella fairly allocates resources to all areas of the community.	7.2%	27.8%	48.2%	9.1%	7.7%
			✗		
I trust the Village Council and Village staff to do what they say they will do.	8.8%	34.3%	34.8%	12.2%	9.9%
			✗		

5. Have you had any in-person, phone, or email contact with an employee of the Village of Lake Isabella in the past year?

NO	29.1%		Yes	70.9%
-----------	-------	--	------------	--------------

6. If so, what was your impression of the employees of the Village of Lake Isabella?

	Avg. Rating	Excellent	Good	Fair	Poor
		4 pts	3 pts	2 pts	1 pt
Knowledge	2.93	22.6%	39.4%	12.8%	7.6%
Responsiveness	2.90	22.8%	36.3%	15.1%	8.0%
Courtesy	3.04	26.9%	38.8%	10.4%	7.0%
Overall Impression	2.88	21.7%	38.7%	12.4%	9.6%

7. How much information do you get about the Village of Lake Isabella government from each of the following sources?

Source	Most	A lot	Some	Little	None
Annual Newsletter	33.2%	24.9%	31.6%	7.3%	3.0%
Village Website and Blog	10.1%	19.9%	30.5%	14.8%	24.6%
Local TV/Radio	1.1%	1.4%	9.8%	23.7%	64.0%
Local Newspaper	1.1%	3.9%	23.4%	29.5%	42.1%
Word of Mouth	9.1%	24.0%	35.4%	17.7%	13.8%

8. In an effort to increase transparency and access to information, would you favor the Village taking any of the following steps?

Action	No	Yes	Don't Know
Increasing the frequency of newsletters	35.3%	50.8%	13.9%
Having Village meetings taped and broadcast on our website	30.3%	45.2%	24.5%
Posting monthly financial statements online	19.3%	62.0%	18.7%
Posting approved permit copies on our website	19.7%	58.7%	21.6%
A regular Q & A with members of the Village Council and Village Manager	11.8%	64.4%	23.8%
Creating a "Citizens Academy" where residents attend presentations from Village, County and State officials	17.9%	47.4%	34.7%

Section 4 – Quality of Life

1. Please rate each of the following aspects of quality of life at Lake Isabella:

Item	Avg. Rating	Excellent	Good	Fair	Poor
		4 pts	3 pts	2 pts	1 pt
Lake Isabella as a place to live	3.14	31.3%	46.7%	12.4%	3.0%
Lake Isabella as a place to raise children	2.93	17.7%	39.9%	15.0%	3.9%
Sense of community	2.65	8.4%	48.6%	25.1%	7.3%
Lake Isabella as a place to retire	3.08	28.9%	42.7%	14.9%	3.3%
Overall appearance of the community	2.91	16.5%	55.6%	21.5%	417%
Quality of new development	2.72	12.1%	45.2%	22.5%	7.1%
Variety of housing options	2.77	11.0%	51.4%	22.0%	4.7%
Recreational opportunities	2.72	12.6%	48.5%	24.1%	7.1%
Educational opportunities	2.35	4.4%	24.1%	21.6%	11.4%
Ease of car travel at and to Lake Isabella	3.03	22.0%	58.7%	13.2%	3.0%
Ease of bicycle travel at Lake Isabella	2.41	9.3%	33.2%	26.6%	16.4%
Ease of walking at Lake Isabella	2.60	13.2%	42.3%	25.5%	12.4%
Traffic flow on major streets	2.87	13.5%	58.6%	17.4%	4.1%
Night's sky	3.31	36.4%	43.6%	8.6%	0.3%
Availability of affordable housing	2.70	7.5%	48.6%	19.8%	6.1%
Availability of quality child care	2.52	4.2%	12.3%	9.2%	4.8%
Availability of quality medical care	2.16	3.9%	17.9%	22.9%	16.2%
Overall image or reputation of Lake Isabella	2.81	14.6%	54.7%	18.0%	7.2%

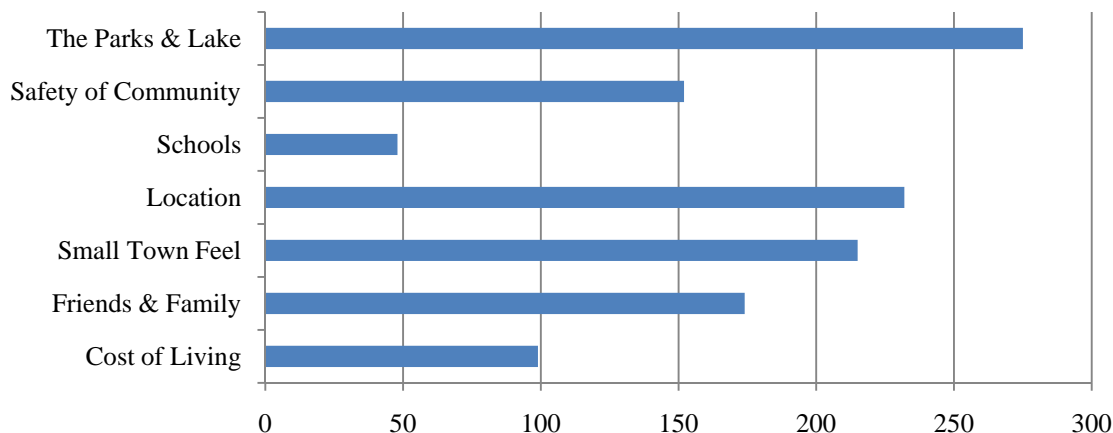
2. Please share your view on the speed of growth at Lake Isabella over the past 5 years:

	Much to Slow	Too Slow	About Right	Too Fast	Much Too Fast
Population Growth	2.3%	7.4%	59.1%	12.9%	3.4%
Retail & Commercial Growth	4.7%	19.3%	56.7%	3.9%	1.4%

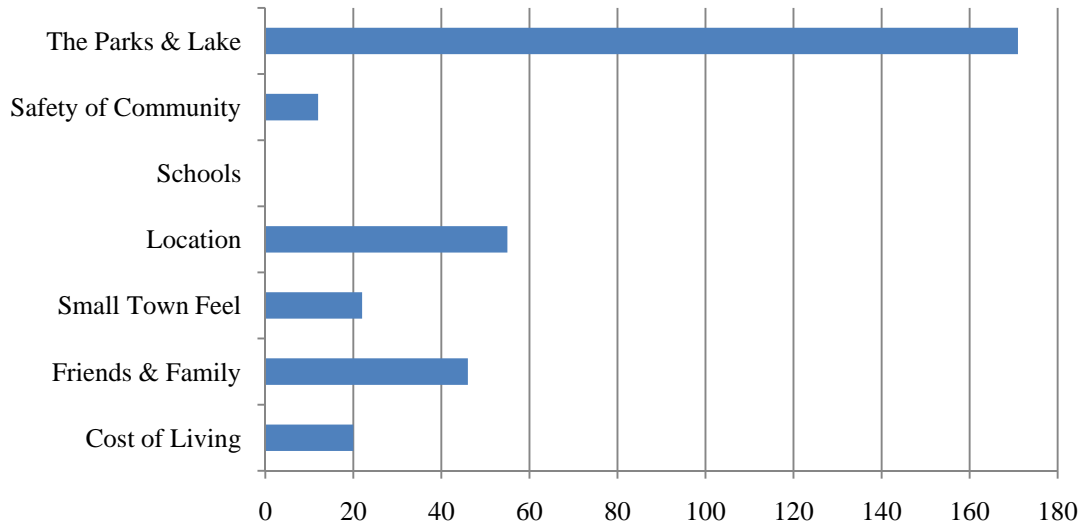
3. To what degree, it at all, are the following a problem at Lake Isabella:

Item	Not a Problem	Minor Problem	Moderate Problem	Major Problem	Don't Know
Blighted buildings	20.7%	35.9%	18.0%	6.1%	19.3%
Long weeds & grass on developed lots	29.4%	38.5%	13.2%	5.8%	13.2%
Long weeds & grass on vacant lots	26.8%	31.2%	18.5%	12.4%	11.0%
Junk vehicles	27.0%	32.0%	14.6%	8.8%	17.6%
Excessive storage of boats and trailers	41.5%	24.0%	13.4%	6.8%	14.2%
Barking dogs	26.8%	29.9%	17.3%	12.3%	13.7%
Loose dogs	25.1%	28.9%	17.3%	13.5%	13.8%
Feral/Stray Cats	32.7%	25.0%	12.4%	11.5%	18.4%
Illegal Burning (trash, construction materials, leaves...)	42.7%	25.5%	7.9%	3.6%	20.3%
Over population of deer	24.3%	19.2%	20.3%	25.7%	10.5%
Loud parties	52.3%	24.8%	5.5%	2.2%	15.2%
Unbuildable lots	38.2%	15.1%	12.4%	15.9%	18.4%
Lake Maintenance/Management	25.7%	25.4%	21.3%	15.5%	12.2%
Golf Carts on Village streets	61.7%	15.8%	6.0%	3.8%	12.6%
4-Wheelers on Village streets	51.6%	20.5%	7.7%	5.2%	15.0%
Snowmobiles on Village streets	49.0%	18.1%	7.9%	4.9%	20.0%
Crime	30.4%	30.9%	13.4%	4.2%	21.2%

4. What, if anything, do you think makes Lake Isabella a great place to live? (Check all that apply)



5. Which single characteristic is your main reason to continue living at Lake Isabella?



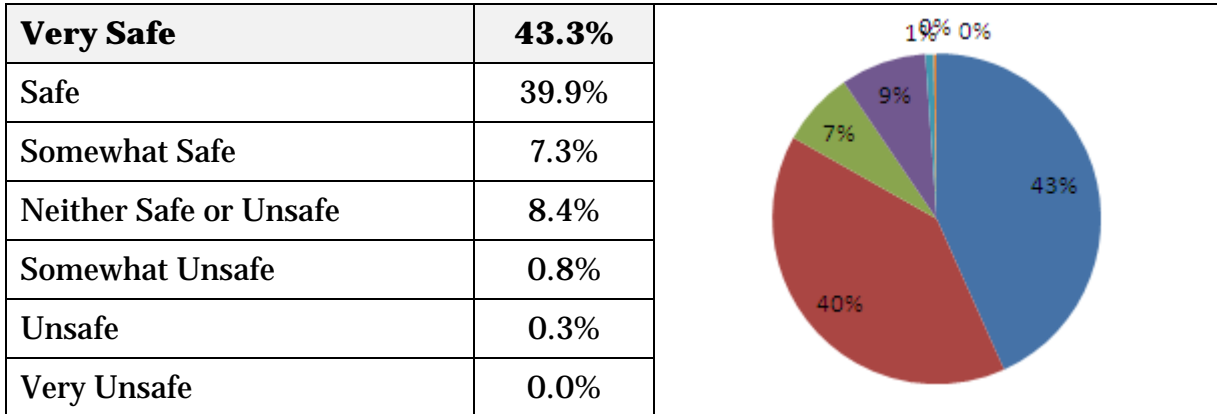
Section 5 – Public Safety

1. Have you had a situation where you needed to contact law enforcement while at Lake Isabella?

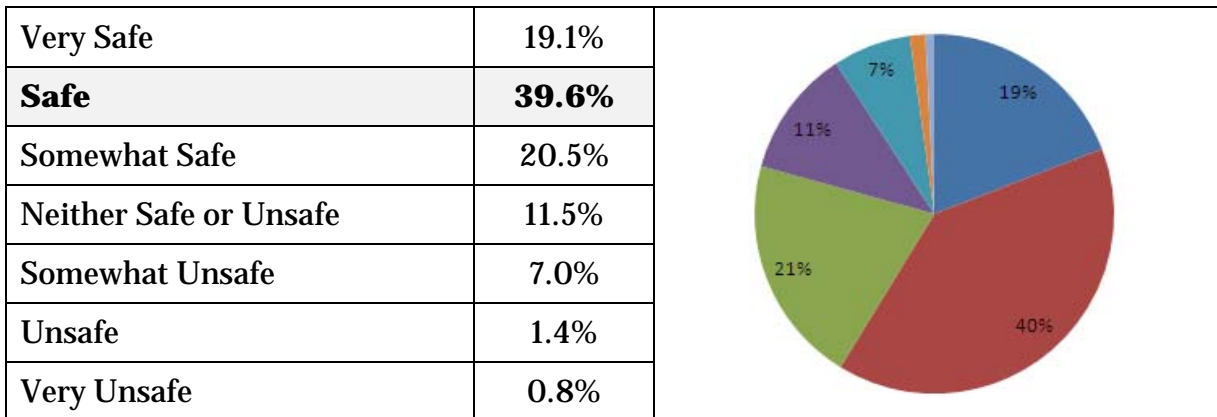
NO	68.5%		Yes	31.5%
-----------	--------------	--	------------	--------------

2. Please rate how safe you feel...

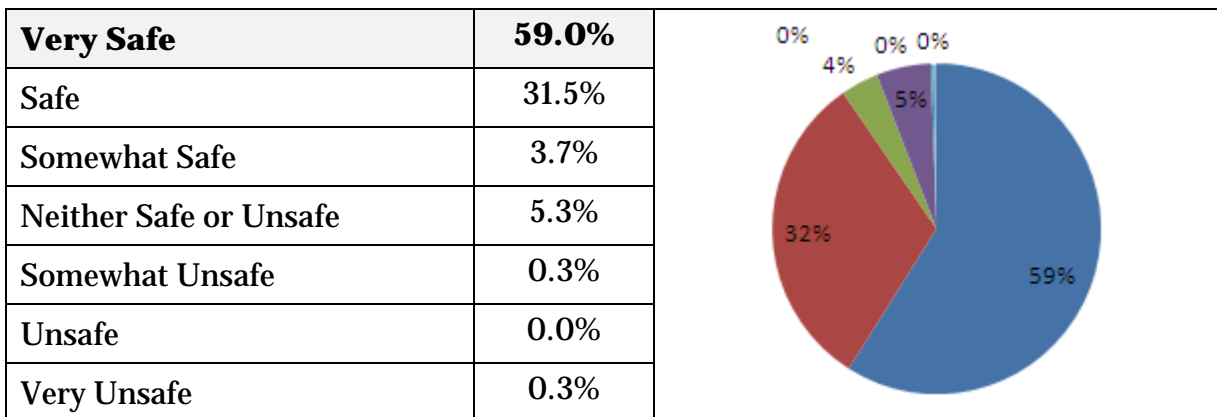
... from violent crime (rape, murder, assault) at Lake Isabella?



... from property crime at Lake Isabella?



... in your neighborhood during the day?



... in your neighborhood after dark?

Very Safe	34.5%	
Safe	42.7%	
Somewhat Safe	10.8%	
Neither Safe or Unsafe	8.5%	
Somewhat Unsafe	2.8%	
Unsafe	0.0%	
Very Unsafe	0.6%	

3. Please share your opinion on the amount of law enforcement services currently provided at Lake Isabella:

Too Much	4.7%	
About Right	46.9%	
Too Little	20.7%	
Don't Know	27.7%	

4. Would you like to see additional law enforcement services in any of the following areas?

	No	Maybe	Yes
Traffic Enforcement	57.3%	21.8%	20.9%
Crime Prevention & Community Policing	35.4%	27.0%	37.6%
Lake Patrols	51.5%	25.9%	22.5%

5. Do you support the Village presenting a proposal to the community for additional part time law enforcement coverage via an annual special assessment with a maximum annual levy of 1 Mill, with any of the following?

	No	Maybe	Yes
Sherman Township Marshal	73.1%	17.4%	9.5%
Isabella County Sheriff	57.6%	21.3%	21.1%
Creating a Lake Isabella Police Dept.	75.0%	13.2%	11.8%

Section 6 – Planning for Tomorrow

1. In terms of commercial and business development along Coldwater Rd., how important are the following items:

	Very	Somewhat Important	Somewhat Unimportant	Not Very
The types of future businesses	50.5%	37.1%	5.5%	7.0%
On-site Parking	46.2%	37.5%	6.9%	9.4%
Walk-ability from location to location	34.2%	38.8%	14.5%	12.4%
Appearance of buildings	62.9%	30.0%	3.9%	3.3%
Appearance of signage	53.9%	33.9%	7.3%	4.8%
Coldwater Rd. Traffic Management	44.4%	38.7%	9.1%	7.9%

2. What type of future businesses would you like to see come to Lake Isabella?

Service/Business	2010 Results		2005 Results	
	No	Yes	No	Yes
Auto Dealership	98.3%	1.7%	91.8%	8.2%
Big Box Retail	87.9%	12.1%	87.4%	12.6%
Auto Repair/Oil Change	55.3%	44.7%	63.2%	36.8%
Real Estate Offices	74.7%	25.3%	61.8%	38.2%
Banking/Financial/Insurance Offices	49.8%	50.2%	55.9%	44.1%
Boat Sales and Service	51.8%	48.2%	42.0%	58.0%
Car Wash	26.7%	73.3%	55.7%	44.3%
Family Medical Offices	25.5%	74.5%	50.5%	49.5%
Fast Food	57.2%	42.8%	72.1%	27.9%
Dentist	39.6%	60.4%	-	-
Medical Clinic / Ready Care	32.1%	67.9%	49.2%	50.8%
Restaurant/Microbrewery	32.7%	67.3%	41.7%	58.3%
Hardware	49.0%	51.0%	73.2%	26.8%
General Retail	47.9%	52.1%	-	-
Legal Offices	77.9%	22.1%	42%	58.0%
Grocery	35.6%	64.4%	-	-
Pharmacy	29.4%	70.6%	-	-
Self Storage Facilities	80.5%	19.5%	-	-
Printer/Copier	78.8%	21.2%	-	-
Hotel/Motel	-	-	78.0%	22.0%

3. If there are other businesses not listed above which you would like to see the Village try to attract to Lake Isabella, please share that here:

- Laundromat
- Family restaurant - which we now have a new one in Weidman
- digital cable service provided - maybe if one was located here there would be interest in providing digital cable service here
- More Condo's
- Book & media store or rental including used books and media
- auditors to keep track of what the village manager is doing with all of our tax money and ridiculous fees and assessments
- I'd like a Starbucks or Big B coffee shop.
- Indoor pool for winter
- Plumber for SEWER and water.
- coffee shop/internet cafe
- yoga club or more exercise classes
- Pet facilities and supplies
- Promotion of current businesses should be addressed. Too many of the same types of business would not be good.
- place to buy stamps & return of mailbox to mail letters for those of us that don't have house mail service
- Dry cleaner Blockbuster
- Library Sun
- Maybe a store that sells a "little bit of everything."
- Barber Shop, Dollar Store, video/game rental, Putt-Putt golf course, hot Air Balloons, Sky Diving Sat,
- workout center
- bakery
- places that deliver food
- Gas Pump on the Lake
- quality dining
- barber shop
- Auto Parts
- pet care, General Dollar
- Lawn care / snow removal
- A place to get good coffee.
- Dry Cleaner
- POST OFFICE
- a marina situated on the lake with gas pump access
- put-put golf, and petting zoo
- This is listed, but I strongly feel that we need a pharmacy
- Bagel/Sandwich Shop
- Gasoline/marina...on lake.
- A bar at the clubhouse with nighttime entertainment
- Post Office

- Upscale restaurant; winery
- antiques
- Sit down coffee shop & smoke shop
- Family Restaurant
- car wash

4. In the next 5 years which of the following projects would you like to see pursued by the Village.

Project		No	Yes	Don't Know
1	Walking & Biking Paths	19.8%	70.9%	9.3%
2	Digital Cable & Internet	17.1%	70.9%	12.0%
3	Neighborhood Watch	18.5%	65.3%	16.2%
4	Yard Waste Composting Program	28.7%	58.6%	12.8%
5	Watching seasonal homes	26.7%	54.4%	18.9%
6	Developing Recreation Facilities	28.5%	51.5%	20.0%
7	Lake/River Dredging	24.3%	49.4%	26.3%
8	Deer Herd Management/Cull	34.1%	49.1%	16.8%
9	Playgrounds	31.3%	47.7%	21.1%
10	Community/Senior Center	36.4%	46.7%	16.9%
11	Tree Planting Program	38.7%	44.3%	17.0%
12	Community Education/Enrichment Programs and classes	37.7%	40.9%	21.4%
13	Trash Collection Service	42.9%	39.1%	18.0%
14	Community Gardens	44.6%	37.8%	17.6%
15	Natural Gas Build-out	31.0%	35.4%	33.6%
16	Part Time Police Coverage	46.8%	33.2%	20.0%
17	Dog Park	50.1%	32.2%	17.7%
18	Acquisition of County Water System	52.5%	22.9%	24.6%
19	Expansion of County Water System	51.9%	22.3%	25.8%
20	Airport Enhancements & Improvements	57.0%	14.3%	28.7%
21	Cemetery	69.5%	10.5%	20.1%

5. Using the same list as the previous question; *if you support any of the possible projects listed*, please share your view on how each project should be funded if pursued:

Project	User Fees	Current Taxes or Fees	New Taxes or fees	Donations	Don't Know
Walking & Biking Paths	31.9%	49.0%	17.9%	23.5%	13.5%
Digital Cable & Internet	61.7%	14.3%	2.6%	4.5%	16.9%
Neighborhood Watch	1.9%	31.5%	3.6%	35.5%	27.5%
Yard Waste Composting Program	48.9%	29.4%	7.7%	5.1%	14.5%
Watching seasonal homes	46.7%	16.9%	4.4%	14.7%	24.0%
Developing Recreation Facilities	22.6%	38.3%	11.1%	28.1%	19.1%
Lake/River Dredging	7.5%	43.4%	23.9%	9.7%	30.1%
Deer Herd Management/Cull	7.4%	46.0%	4.0%	21.3%	31.2%
Playgrounds	7.6%	48.5%	4.6%	32.1%	19.4%
Community/Senior Center	47.0%	24.7%	9.1%	26.5%	16.9%
Tree Planting Program	15.5%	29.0%	2.6%	40.4%	22.8%
Community Education Programs	54.8%	14.4%	3.4%	14.4%	26.4%
Trash Collection Service	49.3%	26.8%	5.4%	3.4%	20.5%
Community Gardens	26.7%	17.8%	2.6%	37.2%	27.2%
Natural Gas Build-out	40.3%	12.4%	6.5%	4.0%	43.3%
Part Time Police Coverage	3.6%	36.1%	33.1%	6.5%	31.4%
Dog Park	24.5%	27.2%	4.0%	31.1%	27.2%
Expansion of County Water System	22.7%	22.0%	16.7%	4.5%	47.7%
Airport Enhancements & Improvements	48.0%	12.8%	1.6%	8.8%	37.6%
Cemetery	36.6%	10.8%	2.2%	12.9%	48.4%

6. Do you own property in Lake Isabella South or Lake Isabella Golf Estates II?

NO	71.4%		Yes	28.6%
-----------	--------------	--	------------	--------------

7. If so, would you support the Village pursuing the creation of a sewer system in this area to resolve the matter of unbuildable lots?

No	50.7%	
Maybe	25.7%	
Yes	23.6%	

8. In an effort to reduce light pollution, the Village has adopted a policy which limits the amount of street lighting. Please share your opinion on the current level of street lighting.

Too Much	5.4%	Too Little	18.0%
About Right	59.7%	Don't Know	16.9%

9. Would you favor seeing the Village upgrade its street lights to more aesthetically pleasing poles and fixtures?

No	40.2%	Neutral	25.8%
Yes	24.1%	Don't Know	9.9%

10. Recently the Chippewa River District Library announced that starting in September of 2010 it would no longer operate “out county” libraries, including the Weidman branch. Do you feel the Village should take any of the following actions to address this issue?

	No	Yes
Pursue the creation of a District Library with the surrounding townships which may or may not be located at Lake Isabella, most likely using the current location in Weidman	60.0%	40.0%
Creating a local library at Lake Isabella apart from the townships	85.4%	14.6%
Explore ways to partner with the Chippewa River District Library to continue to provide library services in Weidman	41.8%	58.2%
Explore ways to partner with the Chippewa River District Library for our residents to use District Library locations in Mt. Pleasant and Rosebush.	59.2%	40.8%

11. If you feel there are projects that should be considered by the Village which were not listed in this section, please share that information here:

- Need to upgrade the campground and add more playground equipment for the kids and more water hook-ups.
- The river's condition is extremely poor which strongly affects the lake's condition. Dredging is of the utmost importance to the future of Lake Isabella. Lowering and raising of the dam would be a major benefit for all concerned.
- dredging the river
- I have lived out here for 19 years and have seen a great increase in young children growing up here and believe it would be in our best interest to invest in recreational programs for those children than having to invest in more law enforcement when these young children all become teenagers and have nothing else to do but get in trouble.
- Get all deer out of our village
- recognition of the needs of those of modest means less of suburbia look and feel
- Full time law enforcement. Too many crimes occurring for Sheriff, State Police and Twp Marshal to handle on call by call basis.
- Draining the lake for clean up and sea weed control.
- Upgrade cable and internet availability
- I feel the dredging should be done in conjunction with the funds we waste on the chemicals.
- Lower the dam in the fall to freeze out aquatic plants so they don't have an early start to gain a strong foothold & become a problem.
- I would like to see sidewalks put in along major streets.
- I would like to see a speed bump put on El Camino Grande.
- Clear the down trees & brush off empty lots. Make the lot owner pay to have it done
- boat launch maintenance/enforcement
- It is important to families with children who regularly use the beaches to have weekly maintenance including duck waste removal/raking and bringing in new sand at least twice a summer or perhaps using a finer grade of beach sand less likely to allow the growth of grass & weeds. I understand the beaches are primarily managed by LIPOA but collaboration with the Village might be favorable within the community.
- Less rentals, better dog control. Clean up the river.
- Really interested in building a home on my unbuildable lot, PLEASE continue to pursue! Thanks!
- street lights
- Designate the village as a golf cart community and allow golf carts to be operated from dawn to dusk by adults at least 18 years of age with a valid motor vehicle operators license.
- Pursue projects that will CUT operating expenses. Figure out how to do more with less....it's the new normal, so we might as well get used to it.
- We live on a lake!!!! Forget about spending money on County and State projects. Take care of the water and plant fish. Why else do people live at a lake?? Hard

times do not require taxing people more money for services they do not need. And leave the wildlife alone, they were here first. Thank you.

- Over time pave all public paths
- Possible fish stocking program (donations user pay?) In particular walleye. Maybe a smaller possession limit or slot size restriction?
- Sidewalks on Coldwater Road are needed. Not safe to walk to store, etc.
- Sewer system for non-buildable lots should be priority one.
- Stocking of Walleye and possibly Pike in the lake.
- Sledding/Toboggan Hill, Marina on the Lake for Boat/jet ski refueling
- geese control
- Projects should NOT cost us taxpayers any more money. If people want to donate, that is fine, but there should be no new taxes or assessments. We're living on a fixed income and don't have extra money for unnecessary items or projects.
- What about community events like bingo or bring a dish to pass get together events?
- Continue better weed control in lake
- Control ice fisherman parking on private property. Snowmobiles running on private property
- We should pressure the county to pave River Road from Coldwater West to Rolland Road. Also - We need bike paths on the busier streets - especially Clubhouse Drive. It is not safe for our grandchildren to ride their bikes on this street. Final note - we need some kind of cross walk to the stores by Out-A-Bounds and bike paths to get there. It is way too dangerous to ride bikes on Coldwater Road.
- Stocking the lake with game fish
- Either open the dam in late Fall or add more chemicals or use more often or at better times to inhibit the growth of weeds in lake in warmer months. We have seen some improvement but not enough in the last 2 yrs.
- fishing security
- Do not spend time or energy on trying to add law enforcement in this area. That is for State or County police to handle. Don't spend the money on this. We can't afford it.
- 1) Dam re-construction fund - \$10 per lot/yr now and into the future so we have some funds. 2) Fish stocking - I know this has failed in the past...
- Work harder at reducing sea weed in the lake
- continue to utilize existing resources and cooperation between entities
- Cable and the internet really needs to be done..its a big problem.
- I would hope they return to lowering the lake water in the fall. It kills the weeds & allows access with equipment to repair our shore line on our lots. Kills the mussel population also.
- An on lake marina with a fuel dock would be an asset.
- Bike path on Coldwater
- A walking or bicycle path on Coldwater Rd. Currently, it is very dangerous!